



Introducing the NSHAP Wave 3 Elder Mistreatment Module

Hannah Breslau
Melissa Howe
Eloesa McSorley
Linda Waite (PI)
Jaclyn Wong
Kristen Wroblewski



Acknowledgements

- NSHAP Respondents!
- The National Health, Social Life and Aging Project (NSHAP) is supported by the National Institutes of Health, including the National Institute on Aging, the Office of Women's Health Research, the Office of AIDS Research, and the Office of Behavioral and Social Sciences Research (R01 AG021487, R37 AG030481, R01 AG033903, R01 AG043538, R01 AG048511).
- NSHAP is directed by: Linda Waite (Principal Investigator), Kathleen Cagney, William Dale, Louise Hawkey, Elbert Huang, Diane Lauderdale, Edward Laumann, Martha McClintock, Colm O'Muircheartaigh, Phil Schumm.
- NSHAP is also supported by NORC at the University of Chicago whose staff is responsible for data collection, distribution, and analytic support.



Special Thanks

- 🌿 NIA provided an administrative supplement to support enhancing the W3 elder mistreatment module
- 🌿 NSHAP Advisory Board members provided guidance on survey design

Who makes NSHAP data useful?

- NSHAP Data Users!



© Can Stock Photo



Presentation Overview

- Overview of NSHAP
- NSHAP W3 Elder Mistreatment Module
 - Data Access

Overview of NSHAP



What is NSHAP?

NSHAP is...

- A nationally representative study of community dwelling older adults
- A longitudinal study

What is NSHAP?

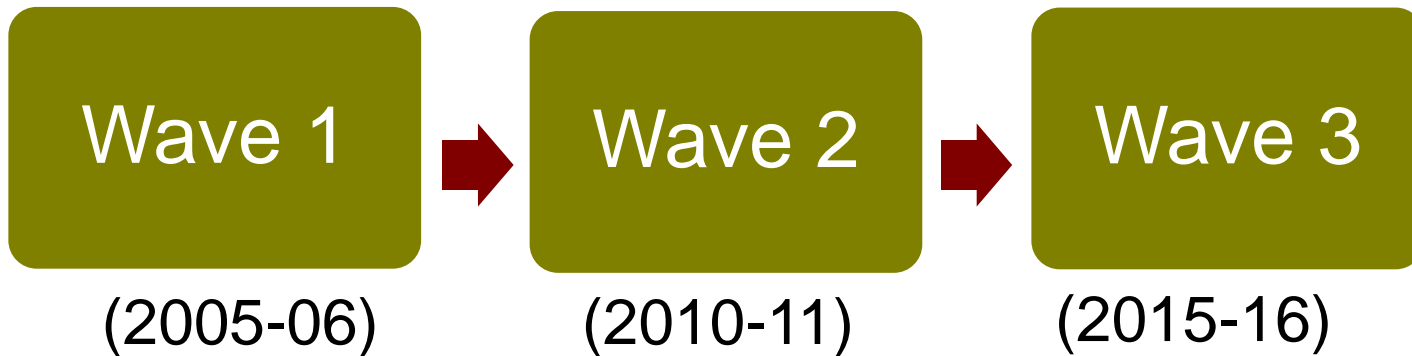
What are the objectives of NSHAP?

Describe the health of older adults:

- **Evaluate** the **social** pathways through which older adult interpersonal and intimate connections affect health
- **Identify** the **biological** pathways through which social connectedness affects various aspects of health
- **Examine** any differences between groups in the relationships between social connectedness and health



3 Waves of Data Collection So Far

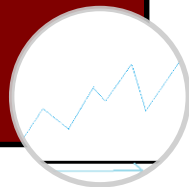




Wave 3 Sampling Goals

- Collect longitudinal data from everyone included in W1 & W2

1



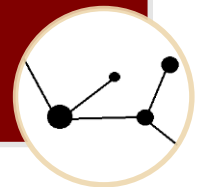
- Collect a first wave of NSHAP data from Baby Boomers to refresh the NSHAP sample and facilitate cohort comparisons

2



- Collect data from respondents' co-resident spouses & romantic partners

3



W3 Sample Sizes

- Cohort 1

(a.k.a. “Greatest Generation” & “Returning Respondents”)

N = 2,409

Age eligible Rs given
new elder mistreatment
questions

- Cohort 2

(a.k.a. “Baby Boomers” & “New Cohort”)

N = 2,368

Not given the elder
mistreatment module



NSHAP Data from Two Cohorts

National area probability sample of community residing older adults, which includes an oversampling of African Americans and Hispanics

Cohort 1 Wave 1 (2005-2006)

- ✦ Adults born between 1920 and 1947 (1 person per household selected)
- ✦ Interviewed every 5 years – 3 waves of data collected to date
- ✦ Co-resident romantic partners of any age added in 2nd wave

Cohort 2 Wave 1 (2015-2016)

- ✦ Adults born between 1948 and 1965 (all age eligible household members selected)
- ✦ Age ineligible co-resident romantic partners included in 1st wave



NSHAP Cohort 1 Sample Sizes

Wave 1 (2005-2006)

3,005
respondents
ages 57-85

Wave 2 (2010-2011)

2,422 respondents
ages 62-90
+
955
co-resident
romantic partners
ages 36-99

Wave 3 (2015-2016)

2,409
=
1,678
respondents
ages 67-95
+
731
co-resident romantic
partners

What can we learn from NSHAP?

- **Social Networks**
- **Social Support**
- Social Activities
- Sexuality
- Physical Health
- Mental Health
- Personality
- **Cognition**
- Medications
- Background Demographics
- Religion
- Attitudes
- **Elder Mistreatment**

Elder Mistreatment



NSHAP W1 EM measures

4 main questions

1. Is there anyone who you feel is **too controlling** over your daily decisions and life?
2. Is there anyone who **insults you or puts you down**?
3. Is there anyone who has **taken your money or belongings without your OK** or prevented you from getting them even when you ask?
4. Is there anyone who **hits, kicks, slaps, pushes or throws** things at you?

NSHAP W1 EM measures

2 follow-up questions

- a. In the past 12 months, how many people have done this?
- b. Thinking about the person who does this most often, is this person someone we wrote down on your roster earlier?

Yes: RECORD LINE NUMBER

No: Which of the following best describes this person's relationship to you? (USE HAND CARD)



THE NATIONAL
SOCIAL LIFE
HEALTH &
AGING PROJECT

Applications: W1 Elder Mistreatment

Journal of Gerontology: SOCIAL SCIENCES
2008, Vol. 63B, No. 4, S248-S254

Copyright 2008 by The Gerontological Society of America

Elder Mistreatment in the United States: Prevalence Estimates From a Nationally Representative Study

Edward O. Laumann,^{1,2} Sara A. Leitsch,¹ and Linda J. Waite²

¹National Opinion Research Center and

²Department of Sociology, University of Chicago, Illinois.



Journal of Gerontology: SOCIAL SCIENCES
2008, Vol. 63B, No. 4, S248–S254

Copyright 2008 by The Gerontological Society of America

Elder Mistreatment in the United States: Prevalence Estimates From a Nationally Representative Study

Demography, Volume 47–Supplement, 2010: S87–S109

FAMILIES, SOCIAL LIFE, AND WELL-BEING AT OLDER AGES*

LINDA WAITE AND ANIRUDDHA DAS



Elder Mistreatment in the United States: Prevalence Estimates From a Nationally Representative Study

Demography, Volume 47–Supplement, 2010: S87–S109

FAMILIES, SOCIAL LIFE, AND WELL-BEING AT OLDER AGES*

LINDA WAIT

Schafer, M.H., & Koltai, J. (2014). Does embeddedness protect? personal network density and vulnerability to mistreatment among older american adults. *Journals of Gerontology, Series B: Psychological Sciences and Social Sciences*. doi:10.1093/geronb/gbu071

Does Embeddedness Protect? Personal Network Density and Vulnerability to Mistreatment Among Older American Adults

Markus H. Schafer and Jonathan Koltai

Department of Sociology, University of Toronto, Ontario, Canada.

NSHAP W2 EM Questions

- **Wave 2 measures**

- 2 new questions
- 0 follow-up questions

- **For all W2 respondents**

How often have you felt threatened or frightened by a family member or one of your friends? Would you say never, hardly ever or rarely, some of the time or often?

- **For W2 respondents with partners**

How often have you felt threatened or frightened by your partner?



Luo, Y., & Waite, L.J. (2011). Mistreatment and psychological well-being among older adults: exploring the role of psychosocial resources and deficits. *Journal of Gerontology: Social Sciences*, 66B(2), 217-229. doi:10.1093/geronb/gbq096. Advance Access published on January 14, 2011.

Mistreatment and Psychological Well-being Among Older Adults: Exploring the Role of Psychosocial Resources and Deficits

Ye Luo¹ and Linda J. Waite²

¹Department of Sociology & Anthropology, Clemson University, South Carolina.

²Department of Sociology, University of Chicago, Illinois.



Luo, Y., & Waite, L.J. (2011). Mistreatment and psychological well-being among older adults: exploring the role of psychosocial resources and deficits. *Journal of Gerontology: Social Sciences*, 66B(2), 217–229. doi:10.1093/geronh/gbq096. Advance Access published on January 14, 2011.

M
Ex



HHS Public Access

Author manuscript

J Elder Abuse Negl. Author manuscript; available in PMC 2017 February 23.

Published in final edited form as:

J Elder Abuse Negl. 2017 ; 29(1): 15–42. doi:10.1080/08946566.2016.1235521.

Elder Mistreatment Predicts Later Physical and Psychological Health: Results from a National Longitudinal Study

Jaclyn S. Wong and

Department of Sociology, University of Chicago

Linda J. Waite

Department of Sociology, University of Chicago



Improved Measures in Wave 3

- **NIA administrative supplement supported inclusion of enhanced elder mistreatment measures in NSHAP Wave 3!**
- **Added New Measures**
 - **11 Stem Questions**
 - Adapted from the PINE study screener (Dong, et al. 2014)
 - **+ Follow Up Questions**
 - **Added Perceived Severity Measure**
 - Repeated follow-up network roster questions
 - **Added Potential Neglect Measure**

11 NSHAP Wave 3 EM Stem Questions

For this next section, please think about ways that people behave towards you that bother you. Specifically, think of people and your relationships with them. **Since you turned 60...**

1) ...has there been a family conflict at home?

Yes

No

DON'T KNOW

REFUSED

2) ...have you felt uncomfortable with anyone in your family?

11 NSHAP Wave 3 EM Stem Questions

Since you turned 60...

- 3) ...have you felt that nobody wanted you around?
- 4) ...has anyone told you that you gave them too much trouble?
- 5) ...have you been afraid of anyone in your family?
- 6) ...has anyone close to you tried to hurt or harm you?
- 7) ...has someone in your family made you stay in bed or told you that you are sick when you know you are not?

11 NSHAP Wave 3 EM Stem Questions

Since you turned 60...

8) ...has anyone close to you called you names or put you down or made you feel badly?

9) ...has anyone forced you to do things you didn't want to do?

10) ...has anyone taken things that belong to you without your OK?

11) ...has anyone borrowed your money without paying you back?

EM Follow-Up Questions

IF RESPONDENT ANSWERS “YES” TO Q2, Q3, Q4, Q5, Q6, Q7, Q8, Q9, Q10, or Q11, ask:

12A. **How serious of a problem** was this for you?

- Not serious
- Somewhat serious
- Very serious
- DON'T KNOW
- REFUSED

12B. Thinking about the person who has done this the most **since you turned 60**, **is this person someone we wrote down on your roster earlier?**



W1 → W2 → W3 Longitudinal Analysis?

Dimension	Wave 1: in past 12 mo.	Wave 2: in past 12 mo.	Wave 3: since age 60
Emotional (Fear of Known Other)	N/A	Q17NP/Q19P. How often have you felt threatened or frightened by a family member or one of your friends?	Q5. ...have you been afraid of anyone in your family?
		Q18P. How often have you felt threatened or frightened by your partner?	
Financial	Q3. Is there anyone who has taken your money or belongings without your OK or prevented you from getting them even when you asked?	N/A	Q10. ...has anyone taken things that belong to you without your OK?
			Q11. ...has anyone borrowed your money without paying you back?



W3 Sample

N = 2,409 Returning Respondents & Partners

- 37 cases “Missing Legitimately” (i.e., W3 partners who were not age eligible)

→ **2,372 valid responses** to each of the 11 EM stem questions

Practical Uses of Findings

- **Inform** researchers, policy makers, and other practitioners about:
 - Risk factors
 - Protective factors
 - Polyvictimization patterns
 - Health Predictors & Outcomes
- **Fuel development** of interventions

Accessing the Data





W3 Data Release



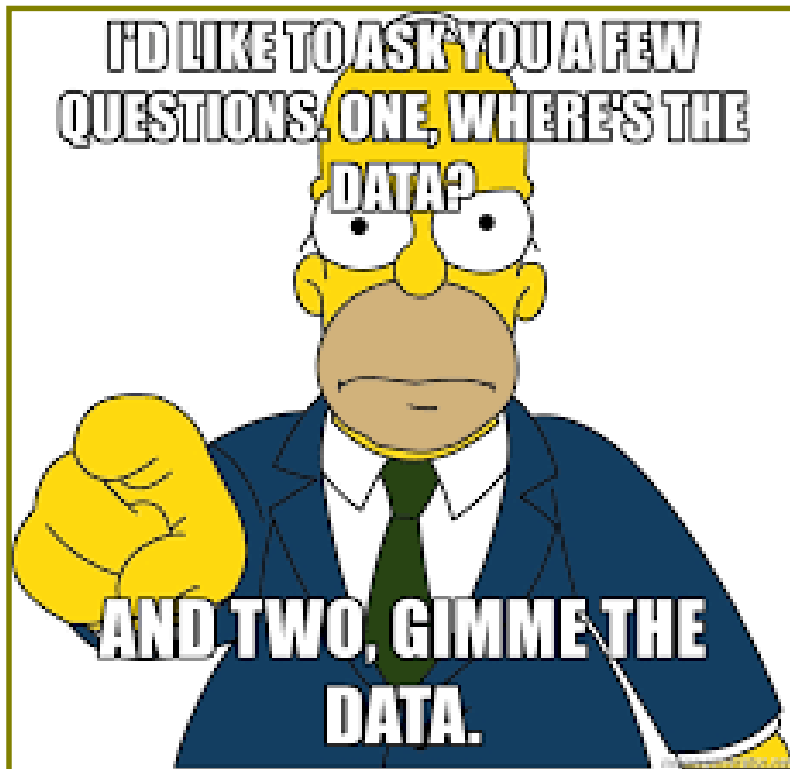


Access to NSHAP Data

- NSHAP data are publicly available under a Data Use Agreement (DUA) through the **National Archive of Computerized Data on Aging (NACDA)**, located within ICPSR at the University of Michigan
- Data users must submit:
 1. The completed **data use agreement** with original signature(s)
 2. A copy of your **IRB approval** from your current institution
 3. A **data protection plan**, which is a written description of how the data will be stored at your site and how the data will be protected from unauthorized access on your institution's computer network



Access to NSHAP Elder Mistreatment Data



- For people who already have an approved DUA through NACDA, the EM data are available now by contacting Hanis-Jen@norc.org
- The EM data will be incorporated into the next main NACDA release no later than the end of March
- Interested people who want to continue the discussion on NSHAP elder mistreatment data can do so on nshap-data@listhost.uchicago.edu



THE NATIONAL
SOCIAL LIFE
HEALTH &
AGING PROJECT

Thank you!